

# Ulysses School District 214

111 S Baughman Ave  
Ulysses, KS 67880  
620-356-3655

June 7, 2023

Dear Parent or Guardian:

We are excited to provide your child's Kansas Assessment score reports through a secure website called Kite Parent Portal! Kite Parent Portal allows you to access your child's score reports from all Kansas Assessment Program (KAP) tests including Interim, Summative, DLM, and KELPA.

**\*\*NOTICE: Parents/Guardians of students in grades K-2 or 11-12 will NOT have access to the Kite Parent Portal if your student did NOT take the KELPA test.**

To get started, please watch this introductory video to learn all about using Parent Portal:

<https://vimeo.com/498441421>

When you are ready, access Parent Portal at <https://parentportal.kiteaai.org>. Use this email account to log in. You will then be emailed an access code that is valid for 24 hours.

Additional resources can be found at <https://ksassessments.org/families>. Here you will find a Parent Portal User Guide as well as guides to student score reports.

If you are unable to access this portal, please contact the front office of your child's school as the first/primary contact email on file may need to be updated in PowerSchool and in the KITE Parent Portal. If you do not have an email on file in Power School or would prefer to receive a paper copy of your child's score reports, please let the school's office know as this can be provided to you.

As always, if you have any other questions, feel free to contact your student's school.

Thank you for using Kite Parent Portal!

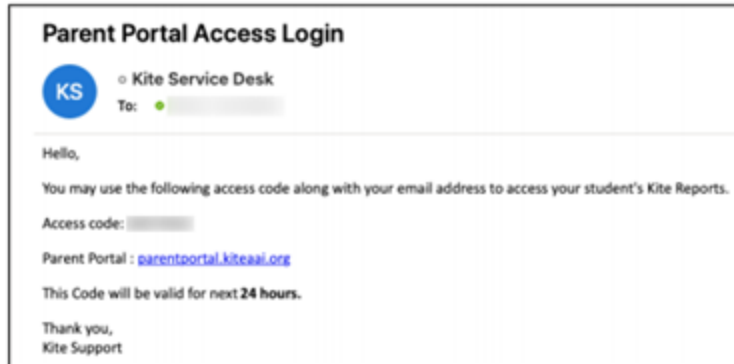
Respectfully,

Ulysses -USD 214

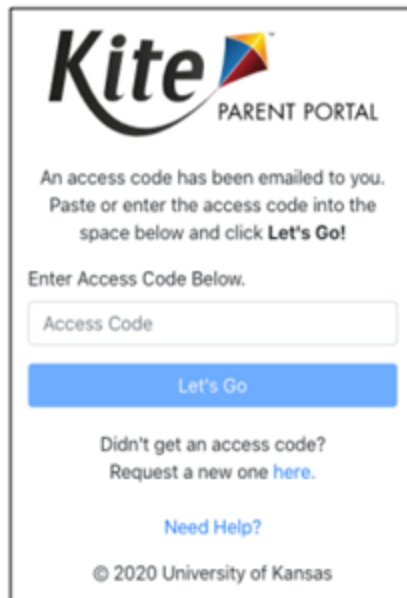
**Directions to Access KITE Parent Portal (<https://parentportal.kiteaai.org/login>):**

To log in to Kite Parent Portal, follow the processes outlined below.

1. Open your web browser and visit <https://parentportal.kiteaai.org/>
2. Enter your email address you previously registered with your child's school district in the Email Address field.
3. Click **Get Started!**
4. An email will be sent from the Kite Service Desk to the registered email address with a temporary access code.



5. Paste or enter the access code in the area provided on the login screen.



6. Click **Let's Go**.

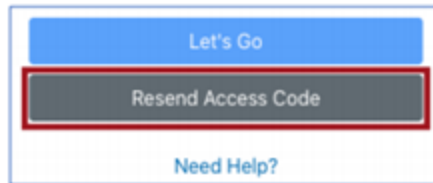
EMAIL ADDRESS FOR PARENT PORTAL

Please use the email address you have previously provided to your child's school district for communication. If you do not remember the email address you provided or need help logging in to Parent Portal, please contact your child's school district for assistance. The Kite Service Desk cannot add or update your email address in Parent Portal.

ACCESS CODES

All access codes used to enter the site are randomly generated and are valid for 24 hours. You can use the same access code multiple times within a 24-hour period to enter Parent Portal. If you wish log in again after that period, a new access code will be emailed to you.

If you do not receive an email, please check your junk or spam folder. If you did not receive or forget your access code, click the **Resend Access Code** button to request a new code.



**For more information on the KAP & KITE Parent Portal, please visit:**

- [Kansas Assessment Program for Families](#)
- KAP Parent Guide - [English](#) [Spanish](#)
- KELPA Parent Guide - [English](#) [Spanish](#)
- [Understanding Your Child's Scores](#)
- KITE Parent Portal Guide - [English](#) [Spanish](#)
- Relating KAP Scores to ACT scores - [English](#) [Spanish](#)